



© Copyright 2005

Round Window Mouldings Inc.

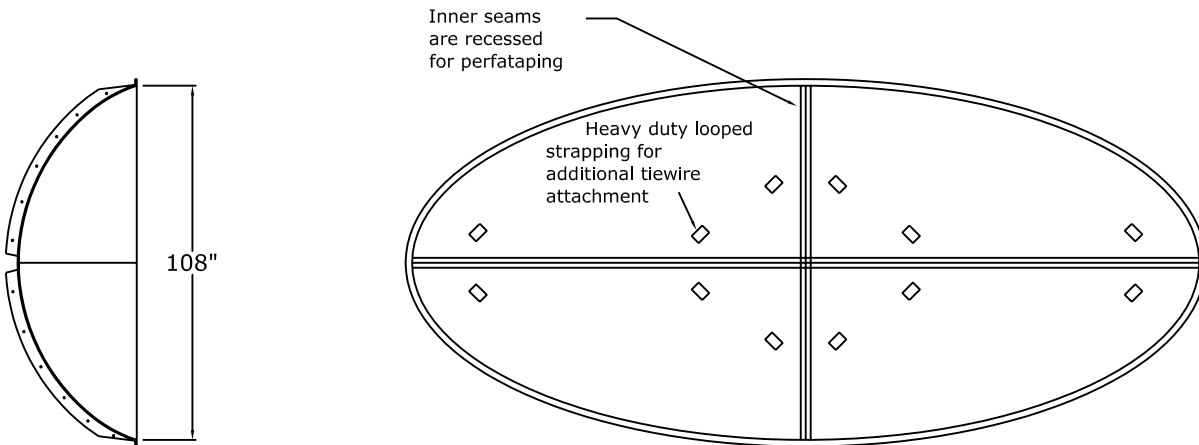
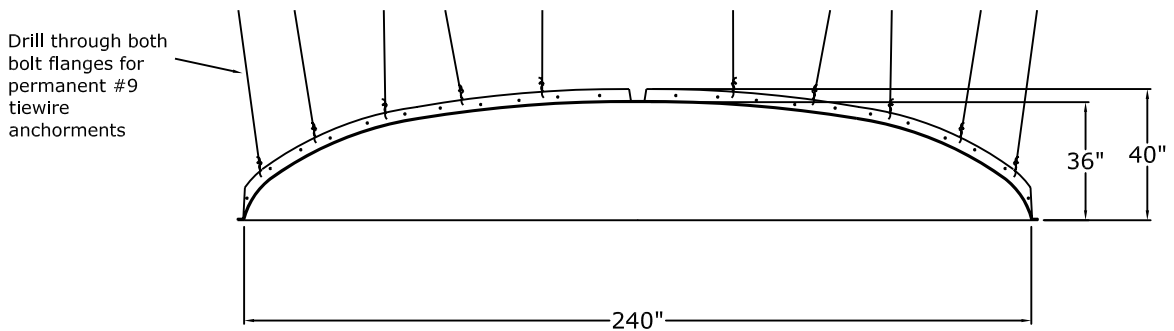
155 North 500 West, Salt Lake City, Utah, 84116

Phone: 801.595.8349 Toll Free 1.800.414.8349

Fax: 801.595.8147 E-mail: info@rwm-inc.com

Visit our website at www.rwm-inc.com

Special Application: 20' x 9' w/36" Rise Oval Dome



Note : See larger dome framing details

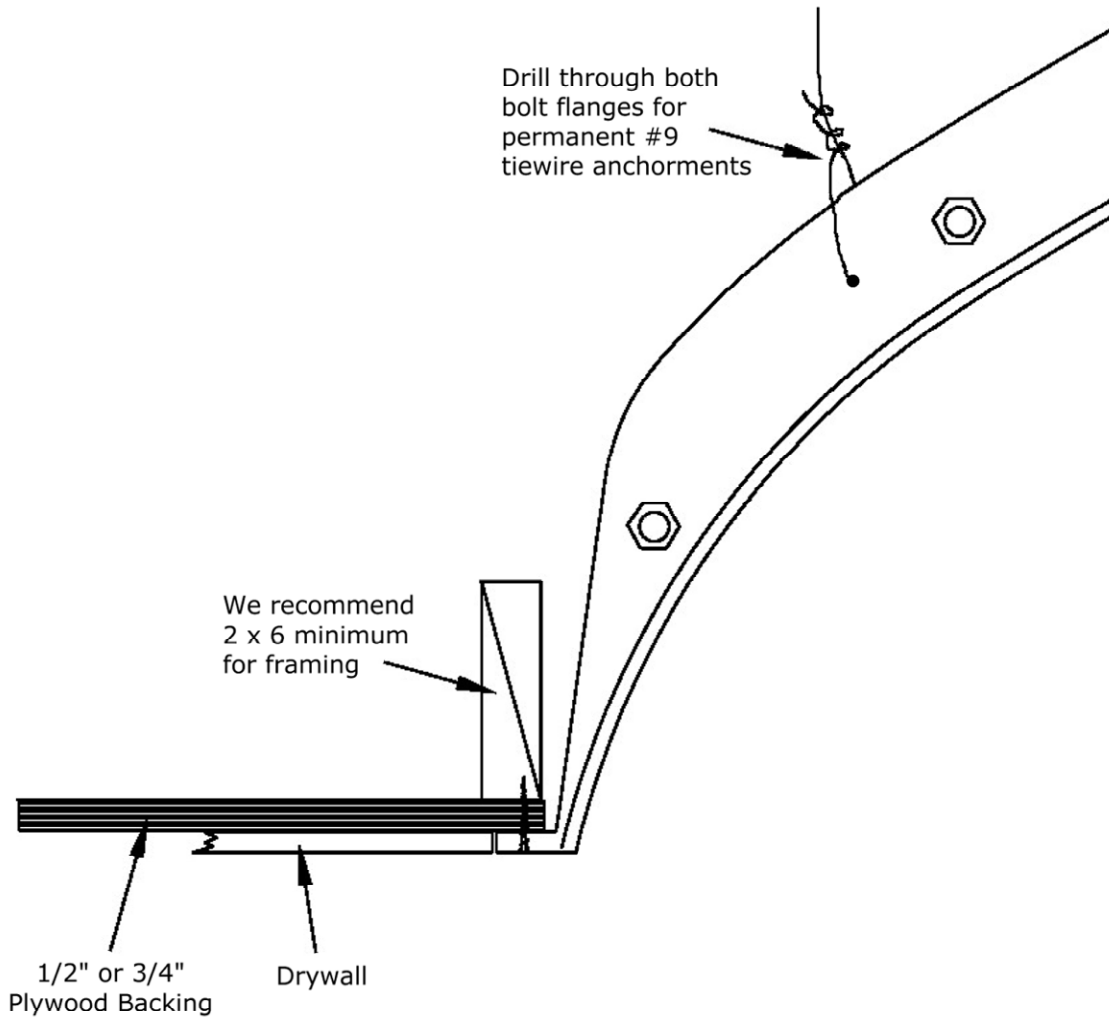


© Copyright 2005

Round Window Mouldings Inc.
155 North 500 West, Salt Lake City, Utah, 84116
Phone: 801.595.8349 Toll Free: 1.800.414.8349
Fax: 801.595.8147 E-mail: info@rwm-inc.com

Visit our Website at www.rwm-inc.com

Anchor Flange Detail: For Larger Domes

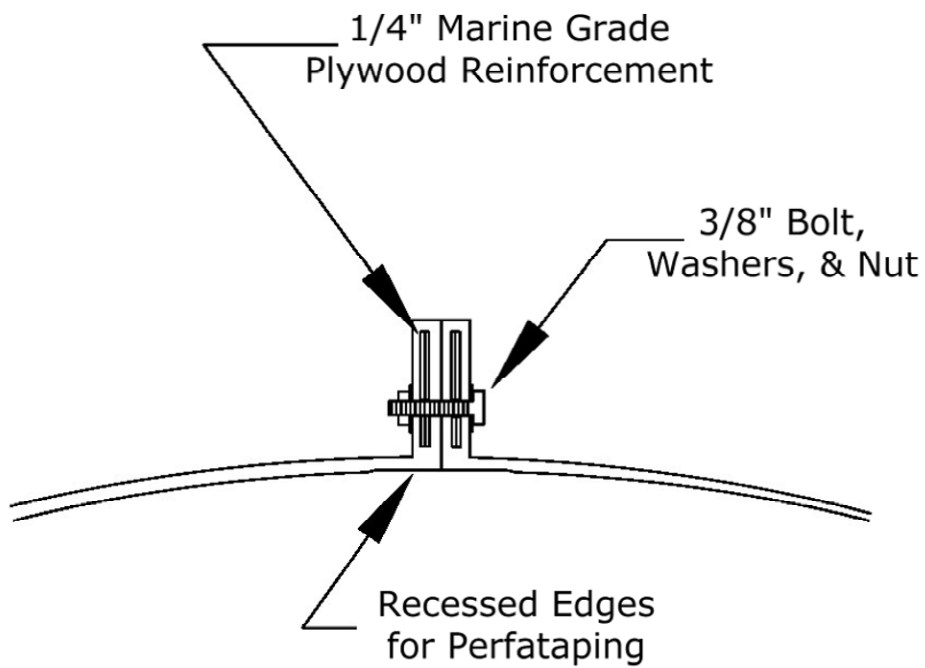




© Copyright 2005

Round Window Mouldings Inc.
155 North 500 West, Salt Lake City, Utah, 84116
Web: www.rwm-inc.com Toll Free: 1.800.414.8349

Dome Flange Detail: For Multi-Piece Domes



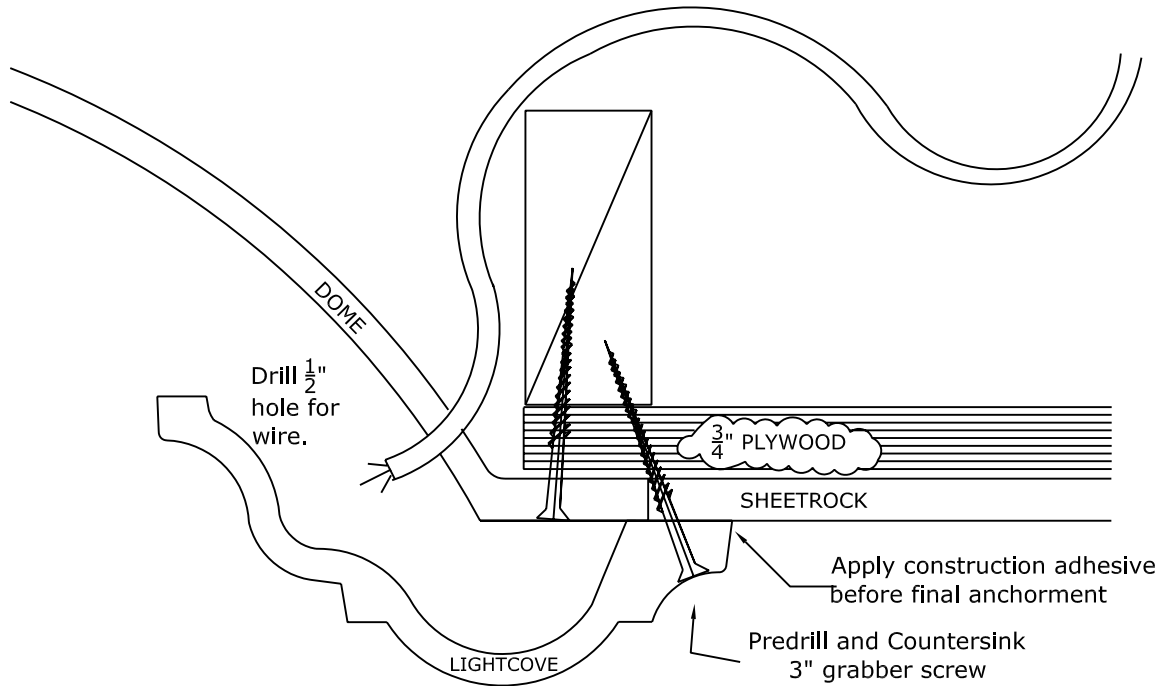


RWM Inc.

155 North 500 West, Salt Lake City, Utah, 84116
 Phone: 801.595.8349 Toll Free 1.800.414.8349
 Fax: 801.595.8147 E-mail: info@rwm-inc.com

Visit our website at www.rwm-inc.com

Standard Lightcove Detail: For Larger Round & Oval Domes



We recommend a minimum of one point of anchor every 16" on lightcove. (this is in addition to a minimum of one point of anchor every 16" for the dome bottom flange, and the recommended minimum of tiewire attachments for the dome. Check the spec sheet for your dome.)

